



www.spacresearch.com

US SPAC MONITOR

Oct 17, 2022

This Presentation (the “Presentation”) is provided on a strictly informational basis only. By reviewing or reading this Presentation, you will be deemed to have agreed to the obligations and restrictions set out below. Without the express prior written consent of SPAC Research LLC, the Presentation and any information contained within it may not be (i) reproduced (in whole or in part), (ii) copied at any time, (iii) used for making investment decisions. This Presentation does not constitute or form part of, and should not be construed as, an offer, invitation or inducement to purchase or subscribe for securities nor shall it or any part of it form the basis of, or be relied on in connection with, any contract or commitment whatsoever. This Presentation does not constitute either advice or a recommendation regarding any securities. This Presentation shall not constitute an offer to sell or the solicitation of an offer to buy nor shall there be any sale of these securities in any state in which such offer, solicitation or sale would be unlawful prior to registration or qualification under the securities laws of any such state.

No representations or warranties, express or implied are given in, or in respect of, this Presentation. To the fullest extent permitted by law in no circumstances will SPAC Research, or any of its respective subsidiaries, shareholders, affiliates, representatives, partners, directors, officers, employees, advisers or agents be responsible or liable for any direct, indirect or consequential loss or loss of profit arising from the use of this Presentation, its contents (including economic models or any other materials from SPAC Research), its omissions, reliance on the information contained within it, or on opinions communicated in relation thereto or otherwise arising in connection therewith. The information contained in this Presentation has not been independently verified. Recipients of this Presentation are not to construe its contents, or any prior or subsequent communications from or with SPAC Research or its representatives as investment, legal or tax advice. In addition, this Presentation does not purport to be all-inclusive or to contain all the information related to the subject matter. Recipients of this Presentation should each make their own evaluation of the subject matter and of the relevance and adequacy of the information and should make such other investigations as they deem necessary.

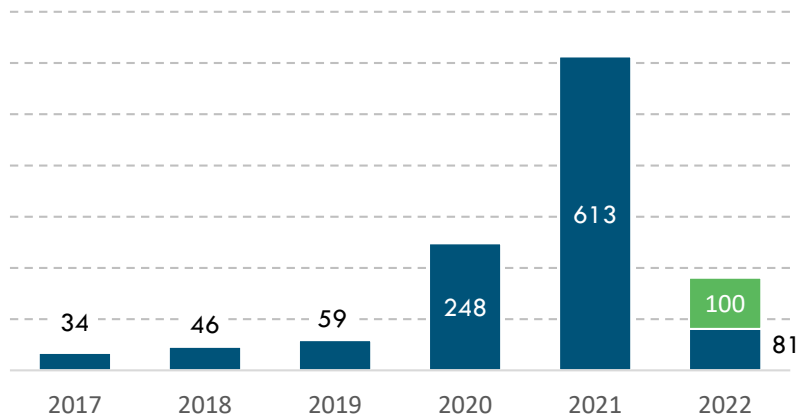
This Presentation contains illustrative returns, projections, estimates and beliefs and similar information (“Forward Looking Information”). Forward Looking Information is subject to inherent uncertainties and qualifications and is based on numerous assumptions, in each case whether or not identified in the Presentation. Forward Looking Information is provided for illustrative purposes only and is not intended to serve as and must not be relied on by any investor as, a guarantee, an assurance, a prediction or a definitive statement of fact or probability. Nothing in this Presentation should be construed as a profit forecast. Actual events and circumstances are difficult or impossible to predict and will differ from assumptions. Some important factors that could cause actual results to differ materially from those in any Forward-Looking Information could include changes in domestic and foreign business, market, Financials, political, and legal conditions. There can be no assurance that any Forward-Looking Information will be realized, and the performance may be materially and adversely different from the Forward-Looking Information. The Forward-Looking Information speaks only as of the date of this Presentation. SPAC Research expressly disclaims any obligation or undertaking to release any updates or revisions to any Forward Looking Information to reflect any change in SPAC Research’s expectations with regard thereto or any changes in events, conditions or circumstances on which any Forward Looking Information is based. Accordingly, undue reliance should not be placed upon the Forward-Looking Information.

The communication of this Presentation is restricted by law; it is not intended for distribution to, or use by any person in, any jurisdiction where such distribution or use would be contrary to local law or regulation. This Agreement supersedes and replaces all previous oral or written agreements, memoranda, correspondence, or other communications between the parties hereto relating to the subject matter hereof.

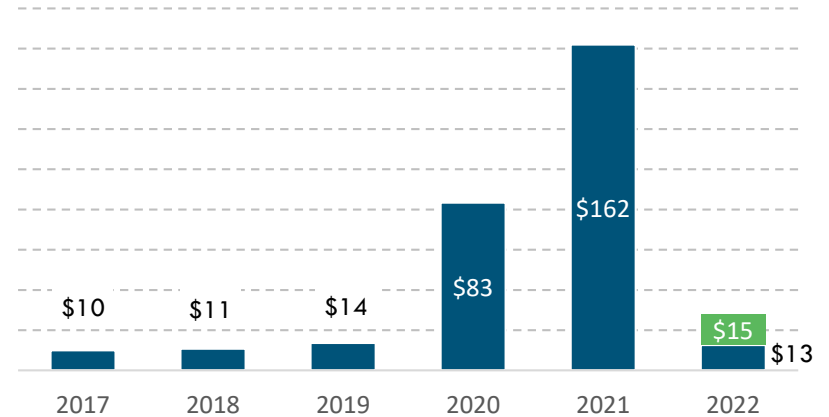
SPAC IPO & DEAL ACTIVITY

■ IPO Priced/Deals Closed ■ Filed but pending

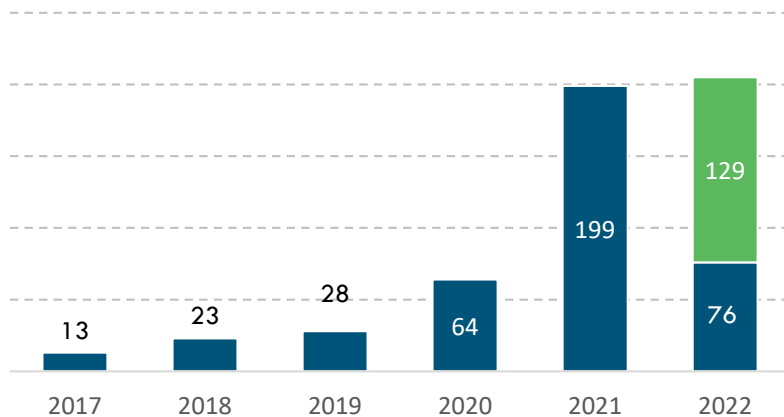
Number of SPAC IPOs



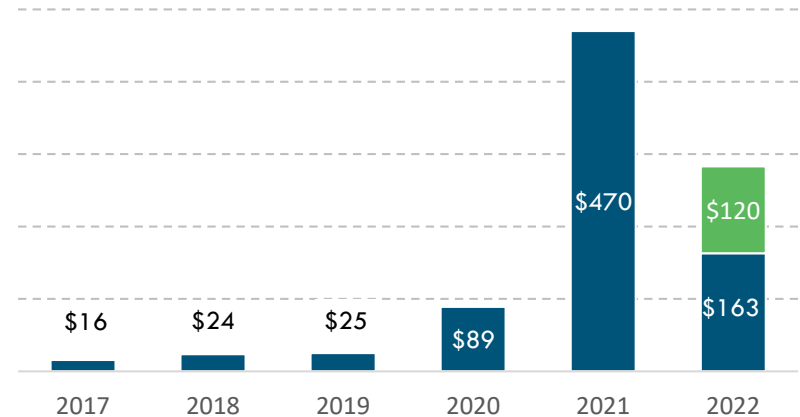
Value of SPAC IPOs, \$billion



Number of SPAC Deals



Value of SPAC Deals, \$billion



CURRENT SPAC PIPELINE

| Current SPAC Pipeline | Number | Value, \$billion | |
|-----------------------|--------|------------------|-------|
| S-1 Filings | 100 | 14.7 | |
| Total Active SPACs | 668 | 162.7 | |
| - Searching for Deals | 538 | 140.7 | |
| - Live Deals | 129 | IPO: | 22.0 |
| | | EV: | 119.7 |
| Closed Deals | 76 | 162.5 | |
| Liquidated SPACs | 27 | 12.8 | |

WEEKLY SPAC ACTIVITY

| SPAC Activity Last Week | Number | Value, \$million | |
|-------------------------|--------|------------------|-------|
| S-1 Filings | 0 | 0 | |
| IPOs | 3 | 320 | |
| New Deals Announced | 6 | IPO: | 1,879 |
| | | EV: | 6,089 |
| Deals Closed | 0 | IPO: | 0 |
| | | EV: | 0 |
| Liquidated SPACs | 3 | 1,960 | |

SPAC IPOs: LAST WEEK

| SPAC | Ticker | IPO Size, \$M | IPO Unit | Focus | Sponsor(s) | IPO Date | Fri Price, \$ |
|------------------------------------|--------|---------------|----------|----------------|--|----------|---------------|
| TenX Keane Acquisition | TENKU | 60 | S+R | General, Asia | 1 st time SPAC team | 14-Oct | 10.03 |
| Hudson Acquisition I Corp. | HUDAU | 60 | S+R | Technology, US | 1 st time SPAC team | 14-Oct | 10.01 |
| Spring Valley Acquisition Corp. II | SVIUI | 200 | S+W/2+R | Energy, US | 2 nd SPAC by Spring Valley team | 13-Oct | 10.09 |

SPAC S-1 FILINGS: LAST WEEK

| SPAC | Ticker | Filed IPO Size, \$M | IPO Unit | Focus | Sponsor(s) | Filing Date |
|------|--------|------------------------|----------|-------|------------|----------------|
| N/A | | | | | | |

LIVE DEALS (I)

| SPAC | Ticker | Target | Focus | EV, \$M | EV/IPO | Deals Announced | Fri Price, \$ |
|--|--------|---------------------------|------------------------------|---------|--------|-----------------|---------------|
| HH&L Acquisition Co. | HHLA | DiaCarta | Healthcare, US | 584 | 1.4x | 14-Oct | 9.96 |
| Innovative International Acquisition Corp. | IOAC | Zoomcar | Consumer, Global | 456 | 1.9x | 13-Oct | 10.20 |
| Good Works II Acquisition Corp. | GWII | Direct Biologics | Healthcare, US | 723 | 3.1x | 13-Oct | 10.13 |
| Clean Earth Acquisitions Corp. | CLIN | Alternus Energy Group | Energy, Europe | 992 | 4.3x | 12-Oct | 9.90 |
| Horizon Acquisition Corporation II | HZON | Flexjet | Travel & Hospitality, Global | 3,114 | 5.9x | 11-Oct | 9.99 |
| CF Acquisition Corp. VIII | CFFE | XBP Europe | Technology, Global | 220 | 0.9x | 10-Oct | 10.31 |
| Digital Transformation Opportunities Corp. | DTOC | American Oncology Network | Healthcare, US | 497 | 1.5x | 6-Oct | 9.86 |
| ClimateRock | CLRC | E.E.W. Eco Energy World | Energy, Global | 650 | 8.1x | 6-Oct | 10.03 |
| Pathfinder Acquisition Corporation | PFDR | Movella | Technology, US | 537 | 1.7x | 4-Oct | 9.93 |
| TradeUP Acquisition Corp. | UPTD | Estrella Biopharma, Inc. | Healthcare, US | TBD | TBD | 3-Oct | 10.07 |

LIVE DEALS (II)

| SPAC | Ticker | Target | Focus | EV, \$M | EV/IPO | Deals Announced | Fri Price, \$ |
|---|--------|--------------------------|-------------------------------|---------|--------|-----------------|---------------|
| Freedom Acquisition I Corp. | FACT | Complete Solaria | Energy, US | 553 | 1.6x | 3-Oct | 9.94 |
| Summit Healthcare Acquisition Corp. | SMIH | YS Biopharma | Healthcare, Global | 849 | 4.3x | 29-Sep | 9.88 |
| DTRT Health Acquisition Corp. | DTRT | Consumer Direct Holdings | Consumer, Us | 691 | 3.0x | 29-Sep | 10.18 |
| Magnum Opus Acquisition Limited | OPA | Asia Innovations Group | Media & Entertainment, Global | 2,500 | 12.5x | 29-Sep | 9.93 |
| KINS Technology Group Inc. | KINZ | CXApp Holdings | Technology, Global | TBD | TBD | 26-Sep | 10.02 |
| Malacca Straits Acquisition Company Limited | MLAC | Indiev | Automotive, US | TBD | TBD | 26-Sep | 10.26 |
| Decarbonization Plus Acquisition Corporation IV | DCRD | Hammerhead Resources | Energy, US | 1,153 | 3.6x | 26-Sep | 10.07 |
| GX Acquisition Corp. II | GXII | NioCorp | Industrial, US | 314 | 1.1x | 26-Sep | 9.87 |
| IG Acquisition Corp. | IGAC | PlayUp | Media & Entertainment, Global | 400 | 1.3x | 22-Sep | 10.02 |
| Avalon Acquisition Inc. | AVAC | The Beneficient Company | Financial, Global | 3,547 | 16.9x | 21-Sep | 10.04 |

LIVE DEALS (III)

| SPAC | Ticker | Target | Focus | EV, \$M | EV/IPO | Deals Announced | Fri Price, \$ |
|--|--------|--|---------------------------|---------|--------|-----------------|---------------|
| FoxWayne Enterprises Acquisition Corp. | FOXW | Clover | Media & Entertainment, US | TBD | TBD | 20-Sep | 10.04 |
| Inflection Point Acquisition Corp. | IPAX | Intuitive Machines | Technology, Global | 815 | 2.5x | 16-Sep | 9.83 |
| TPB Acquisition Corporation I | TPBA | Lavoro | Food, LatAm | 1,220 | 6.7x | 15-Sep | 9.90 |
| Maxpro Capital Acquisition Corp. | JMAC | Apollomics | Healthcare, Global | 800 | 7.6x | 14-Sep | 10.13 |
| DiamondHead Holdings Corp. | DHHC | Great Southern Homes | Real Estate, US | 572 | 1.7x | 12-Sep | 9.91 |
| Alset Capital Acquisition Corp. | ACAX | HWH International | Consumer, Global | TBD | TBD | 12-Sep | 9.91 |
| Fintech Ecosystem Development Corp. | FEXD | Rana Financial, Mobitech International | Financial, Global | 78 | 0.7x | 12-Sep | 10.07 |
| ABRI SPAC I, INC. | ASPA | DLQ (DataLogiq) | Technology, US | 114 | 2.0x | 9-Sep | 10.04 |
| Lakeshore Acquisition II Corp. | LBBB | Nature's Miracle Inc. | Food, US | 265 | 3.8x | 9-Sep | 10.05 |
| PONO Capital Corp | PONO | AERWINS Technologies | Automotive, Global | 600 | 5.1x | 7-Sep | 10.20 |

LIVE DEALS (IV)

| SPAC | Ticker | Target | Focus | EV, \$M | EV/IPO | Deals Announced | Fri Price, \$ |
|--|--------|-----------------------|--------------------|---------|--------|-----------------|---------------|
| Minority Equality Opportunities Acquisition Inc. | MEOA | Digerati Technologies | Technology, Global | 145 | 1.1x | 6-Sep | 10.18 |
| Aesther Healthcare Acquisition Corp. | AEHA | Ocean Biomedical | Healthcare, Global | 345 | 3.2x | 31-Aug | 10.20 |
| Vision Sensing Acquisition Corp. | VSAC | Newsight Imaging | Technology, Global | 380 | 3.7x | 30-Aug | 10.09 |
| East Resources Acquisition Company | ERES | Abacus | Financial, US | 618 | 1.8x | 30-Aug | 10.05 |
| Fat Projects Acquisition Corp | FATP | Avanseus Holdings | Technology, Global | 135 | 1.2x | 26-Aug | 10.00 |
| GSR II Meteora Acquisition Corp | GSRM | Bitcoin Depot | Financial, US | 755 | 2.4x | 25-Aug | 9.93 |
| Genesis Growth Tech Acquisition Corp. | GGAA | Biolog-id | Healthcare, Global | 312 | 1.2x | 23-Aug | 10.14 |
| LIV Capital Acquisition Corp. II | LIVB | Covalto | General, LatAm | 547 | 4.7x | 18-Aug | 10.07 |
| CENAQ Energy Corp. | CENQ | Bluescape Clean Fuels | Energy, US | 280 | 1.6x | 12-Aug | 10.14 |
| Liberty Resources Acquisition Corp. | LIBY | Caspi Oil Gas | Energy, Asia | 428 | 3.7x | 10-Aug | 10.04 |

LIVE DEALS (V)

| SPAC | Ticker | Target | Focus | EV, \$M | EV/IPO | Deals Announced | Fri Price, \$ |
|------------------------------------|--------|---------------------|--------------------|---------|--------|-----------------|---------------|
| Tailwind Acquisition Corp. | TWND | NUBURU | Industrial, US | 350 | 1.1x | 8-Aug | 10.06 |
| Jack Creek Investment Corp. | JCIC | Bridger Aerospace | Consumer, US | 869 | 2.5x | 4-Aug | 9.95 |
| InFinT Acquisition Corporation | IFIN | Seamless Group | Financial, Global | 400 | 2.0x | 4-Aug | 10.16 |
| Colonnade Acquisition Corp. II | CLAA | Plastiq | Financial, US | 480 | 1.5x | 4-Aug | 9.93 |
| Globalink Investment Inc. | GLLI | Tomorrow Crypto | Financial, US | 310 | 2.7x | 3-Aug | 10.00 |
| Galata Acquisition Corp. | GLTA | Marti Technologies | Automotive, Europe | 531 | 3.6x | 1-Aug | 10.04 |
| Social Leverage Acquisition Corp I | SLAC | W3BCLOUD | Technology, Global | 1,250 | 3.6x | 1-Aug | 9.86 |
| Energem Corp. | ENCP | Graphjet Technology | Materials, Asia | 1,490 | 12.8x | 1-Aug | 10.19 |
| Athena Consumer Acquisition Corp. | ACAQ | Next.e.GO | Automotive, Europe | 913 | 3.9x | 28-Jul | 10.10 |
| Lionheart III Corp | LION | Security Matters | Technology, Asia | 244 | 1.9x | 26-Jul | 10.10 |

LIVE DEALS (VI)

| SPAC | Ticker | Target | Focus | EV, \$M | EV/IPO | Deals Announced | Fri Price, \$ |
|--|--------|-------------------------------|-------------------------------|---------|--------|-----------------|---------------|
| Frazier Lifesciences Acquisition Corporation | FLAC | NewAmsterdam Pharma | Healthcare, Europe | 326 | 2.4x | 25-Jul | 9.99 |
| DHC Acquisition Corp. | DHCA | GloriFi | Financial, US | 1,700 | 5.5x | 25-Jul | 9.93 |
| DUET Acquisition Corp. | DUET | AnyTech365 | Technology, Global | 200 | 2.3x | 25-Jul | 9.94 |
| Larkspur Health Acquisition Corp. | LSPR | ZyVersa Therapeutics | Healthcare, US | 108 | 1.4x | 21-Jul | 10.03 |
| FAST Acquisition Corp. II | FZT | Falcon's Beyond | Media & Entertainment, Global | 1,010 | 4.5x | 12-Jul | 9.85 |
| Kingswood Global Holdings Inc. | KWAC | Wentworth Management Services | Financial, US | 208 | 1.8x | 7-Jul | 10.32 |
| HPX Corp. | HPX | Ambipar | Industrial, Global | 581 | 2.3x | 6-Jul | 10.02 |
| Health Sciences Acquisitions Corporation 2 | HSAQ | Orchestra Biomed | Healthcare, US | 158 | 1.0x | 5-Jul | 9.94 |
| American Acquisition Opportunity Inc. | AMAO | Royalty Management Co. | Materials, US | 97 | 0.9x | 28-Jun | 10.16 |
| Adara Acquisition Corp. | ADRA | Alliance Entertainment | Media & Entertainment, US | 480 | 4.2x | 23-Jun | 9.98 |

LIVE DEALS (VII)

| SPAC | Ticker | Target | Focus | EV, \$M | EV/IPO | Deals Announced | Fri Price, \$ |
|---------------------------------------|--------|--------------------------------------|--------------------|---------|--------|-----------------|---------------|
| JATT Acquisition Corp | JATT | Zura Bio | Healthcare, Global | 215 | 1.5x | 17-Jun | 10.04 |
| Digital Health Acquisition Corp. | DHAC | Vsee Lab & iDoc Telehealth Solutions | Healthcare, US | 110 | 0.9x | 16-Jun | 10.18 |
| LightJump Acquisition Corporation | LJAQ | Moolec Science | Food, Global | 386 | 2.8x | 15-Jun | 10.10 |
| Future Health ESG Corp. | FHLT | Excelera | Healthcare, US | 460 | 2.3x | 14-Jun | 10.03 |
| Moringa Acquisition Corp | MACA | Holisto | Technology, Global | 405 | 3.5x | 13-Jun | 9.95 |
| Americas Technology Acquisition Corp. | ATA | Rally Communitas | Technology, US | 208 | 1.8x | 1-Jun | 10.47 |
| Mana Capital Acquisition Corp. | MAAQ | Cardio Diagnostics | Healthcare, US | 104 | 1.6x | 31-May | 10.09 |
| Gesher I Acquisition Corp. | GIAC | Freightos | Industrial, Global | 435 | 3.8x | 31-May | 10.01 |
| COVA Acquisition Corp. | COVA | ECARX | Technology, Global | 3,522 | 11.7x | 26-May | 9.96 |
| Goldenbridge Acquisition Limited | GBRG | SunCar | Automotive, Asia | 858 | 15.0x | 26-May | 10.28 |

LIVE DEALS (VIII)

| SPAC | Ticker | Target | Focus | EV, \$M | EV/IPO | Deals Announced | Fri Price, \$ |
|--|--------|-------------------------------------|---------------------------|---------|--------|-----------------|---------------|
| Legato Merger Corp. II | LGTO | Southland Holdings | Industrial, US | 829 | 2.7x | 25-May | 9.94 |
| Kludeln I Acquisition Corp. | INKA | Near | Technology, Global | 753 | 4.4x | 19-May | 10.09 |
| Alpine Acquisition Corporation | REVE | Two Bit Circus & Atrium Hospitality | Media & Entertainment, US | 151 | 1.4x | 19-May | 10.29 |
| Tuscan Holdings Corp. II | THCA | Surf Air | Travel & Hospitality, US | 1,420 | 8.2x | 18-May | 10.39 |
| EdtechX Holdings Acquisition Corp. II | EDTX | zSpace Technologies | Consumer, US | 189 | 1.6x | 17-May | 10.26 |
| PropTech Investment Corporation II | PTIC | RW National Holdings | Real Estate, US | 416 | 1.8x | 17-May | 9.97 |
| Executive Network Partnering Corporation | ENPC | Granite Ridge Resources | Energy, US | 1,320 | 3.2x | 16-May | 10.01 |
| InterPrivate II Acquisition Corp. | IPVA | Getaround | Automotive, Global | 900 | 3.5x | 11-May | 9.85 |
| Lakeshore Acquisition I Corp. | LAAA | ProSomnus | Healthcare, US | 199 | 3.6x | 10-May | 10.07 |
| Tiga Acquisition Corp. | TINV | Grindr | Technology, Global | 2,090 | 7.5x | 9-May | 10.40 |

LIVE DEALS (IX)

| SPAC | Ticker | Target | Focus | EV, \$M | EV/IPO | Deals Announced | Fri Price, \$ |
|-------------------------------------|--------|----------------------|--------------------|---------|--------|-----------------|---------------|
| Mountain Crest Acquisition Corp. IV | MCAF | CH-AUTO | Automotive, Asia | 1,660 | 28.6x | 2-May | 9.94 |
| Ignite Acquisition Corp. | IGNY | Peak Bio | Healthcare, US | 205 | 3.6x | 28-Apr | 10.03 |
| Arogo Capital Acquisition Corp. | AOGO | EON Reality | Technology, Global | 655 | 6.2x | 26-Apr | 9.98 |
| Data Knights Acquisition Corp. | DKDCA | OneMedNet | Healthcare, US | 280 | 2.4x | 25-Apr | 10.40 |
| XPAC Acquisition Corp. | XPAX | SuperBac | Healthcare, LatAm | 380 | 1.7x | 25-Apr | 9.80 |
| LMF Acquisition Opportunities, Inc. | LMAO | SeaStar Medical | Healthcare, US | 122 | 1.2x | 22-Apr | 9.90 |
| Bull Horn Holdings Corp. | BHSE | Coeptis Therapeutics | Healthcare, US | 175 | 2.3x | 19-Apr | 10.23 |
| East Stone Acquisition Corporation | ESSC | ICONIQ | Financial, Asia | 2,500 | 18.1x | 16-Apr | 10.37 |
| 8i Acquisition 2 Corp. | LAX | EUDA Health | Healthcare, Asia | 262 | 3.0x | 12-Apr | 10.05 |
| Pacifico Acquisition Corp. | PAFO | Caravelle | Industrial, Global | 527 | 9.1x | 6-Apr | 10.10 |

LIVE DEALS (X)

| SPAC | Ticker | Target | Focus | EV, \$M | EV/IPO | Deals Announced | Fri Price, \$ |
|---|--------|------------------------|-------------------------------|---------|--------|-----------------|---------------|
| Iron Spark I Inc. | ISAA | Hypebeast | Consumer, Global | 353 | 2.0x | 4-Apr | 9.91 |
| Artemis Strategic Investment Corporation | ARTE | Novibet | Media & Entertainment, Global | 696 | 3.4x | 30-Mar | 9.99 |
| Mount Rainier Acquisition Corp. | RNER | HUB Cyber Security | Technology, Global | 1,277 | 7.3x | 23-Mar | 10.11 |
| Avista Public Acquisition Corp. II | AHPA | OmniAb | Healthcare, US | 884 | 3.8x | 23-Mar | 10.29 |
| Primavera Capital Acquisition Corporation | PV | Lanvin Group | Consumer, Global | 1,500 | 3.6x | 22-Mar | 9.97 |
| Thunder Bridge Capital Partners IV Inc. | THCP | Coincheck | Financial, Asia | 1,013 | 4.3x | 22-Mar | 9.77 |
| Vickers Vantage Corp. I | VCKA | Scilex | Healthcare, US | 1,640 | 11.9x | 18-Mar | 10.39 |
| Metals Acquisition Corp | MTAL | CSA Copper Mine | Materials, Global | 1,150 | 4.3x | 17-Mar | 9.80 |
| Endurance Acquisition Corp. | EDNC | SatixFy Communications | Technology, Global | 430 | 2.2x | 8-Mar | 10.06 |
| AMCI Acquisition Corp. II | AMCI | LanzaTech | Industrial, Global | 1,734 | 10.0x | 8-Mar | 9.79 |

LIVE DEALS (XI)

| SPAC | Ticker | Target | Focus | EV, \$M | EV/IPO | Deals Announced | Fri Price, \$ |
|--------------------------------------|--------|---------------------------|--------------------|---------|--------|-----------------|---------------|
| Provident Acquisition Corp. | PAQC | Perfect | Consumer, Global | 1,019 | 4.4x | 3-Mar | 10.00 |
| Brilliant Acquisition Corporation | BRLI | Nukkleus | Financial, US | 140 | 3.0x | 23-Feb | 10.62 |
| SPK Acquisition Corp. | SPK | Varian Biopharmaceuticals | Healthcare, US | 116 | 2.3x | 14-Feb | 10.16 |
| Angel Pond Holdings Corp | POND | MariaDB Corporation Ab | Technology, Global | 672 | 2.5x | 1-Feb | 9.88 |
| Mountain Crest Acquisition Corp. III | MCAE | ETAO International Group | Healthcare, Asia | 2,500 | 46.2x | 28-Jan | 9.97 |
| Arisz Acquisition Corp. | ARIZ | BitFuFu | Financial, Asia | 1,511 | 21.9x | 25-Jan | 9.92 |
| Viveon Health Acquisition Corp. | VHAQ | Suneva Medical | Healthcare, US | 300 | 1.5x | 12-Jan | 10.42 |
| Armada Acquisition Corp. I | AACI | Rezolve | Technology, Global | 1,851 | 12.3x | 17-Dec-2021 | 9.94 |
| Gores Holdings VIII Inc. | GLIX | Footprint | Consumer, Global | 1,000 | 2.9x | 14-Dec-2021 | 9.88 |
| Aries I Acquisition Corporation | RAM | InfiniteWorld | Technology, Global | 554 | 3.8x | 13-Dec-2021 | 10.23 |

LIVE DEALS (XII)

| SPAC | Ticker | Target | Focus | EV, \$M | EV/IPO | Deals Announced | Fri Price, \$ |
|-------------------------------------|--------|----------------------------------|-------------------------------|---------|--------|-----------------|---------------|
| Global Consumer Acquisition Corp. | GACQ | GP Global & Luminex | Consumer, Global | 507 | 2.8x | 13-Dec-2021 | 10.24 |
| BOA Acquisition Corp. | BOAS | Selina | Travel & Hospitality, Global | 996 | 4.3x | 2-Dec-2021 | 10.04 |
| Adit EdTech Acquisition Corp. | ADEX | Grid | Financial, US | 3,300 | 12.0x | 30-Nov-2021 | 9.92 |
| Benessere Capital Acquisition Corp. | BENE | eCombustible Energy | Energy, US | 867 | 7.0x | 24-Nov-2021 | 10.39 |
| Blue Safari Group Acquisition Corp | BSGA | Bitdeer | Financial, Global | 4,081 | 70.3x | 18-Nov-2021 | 10.29 |
| Crown PropTech Acquisitions | CPTK | Brivo | Real Estate, Global | 809 | 2.9x | 10-Nov-2021 | 9.95 |
| Quantum FinTech Acquisition Corp | QFTA | TradeStation | Financial, US | 1,428 | 7.1x | 4-Nov-2021 | 9.89 |
| AGBA Acquisition Ltd. | AGBA | OnePlatform & TAG Asia Capital | Financial, Asia | 555 | 12.1x | 4-Nov-2021 | 11.50 |
| Digital World Acquisition Corp. | DWAC | Trump Media and Technology Group | Media & Entertainment, Global | 993 | 3.4x | 21-Oct-2021 | 17.49 |
| 26 Capital Acquisition Corp. | ADER | UE Resorts International | Travel & Hospitality, Asia | 2,715 | 9.9x | 15-Oct-2021 | 9.87 |

LIVE DEALS (XIII)

| SPAC | Ticker | Target | Focus | EV, \$M | EV/IPO | Deals Announced | Fri Price, \$ |
|--|--------|--|-----------------------------|---------|--------|-----------------|---------------|
| Ace Convergence Acquisition Corp. | ACEV | Tempo Automation | Industrial, US | 936 | 4.1x | 14-Oct-2021 | 10.22 |
| Dune Acquisition Corporation | DUNE | TradeZero | Financial, Global | 556 | 3.2x | 12-Oct-2021 | 9.74 |
| Cartesian Growth Corporation | GLBL | Tiedemann Group & Alvarium Investments | Financial, Global | 1,139 | 3.3x | 20-Sep-2021 | 9.92 |
| InterPrivate III Financial Partners Inc. | IPVF | Aspiration | Financial, Global | 1,943 | 7.5x | 18-Aug-2021 | 9.92 |
| Model Performance Acquisition Corp. | MPAC | MultiMetaVerse | Media & Entertainment, Asia | 300 | 5.2x | 9-Aug-2021 | 10.35 |
| Far Peak Acquisition Corporation | FPAC | Bullish | Financial, US | 2,500 | 4.2x | 9-Jul-2021 | 9.92 |
| Concord Acquisition Corp | CND | Circle | Financial, Global | 9,000 | 31.6x | 8-Jul-2021 | 10.07 |
| Venus Acquisition Corp | VENA | VIYI Algorithm | Technology, Asia | 400 | 8.7x | 10-Jun-2021 | 10.43 |
| Aurora Acquisition Corp. | AURC | Better | Financial, US | 6,732 | 27.7x | 11-May-2021 | 9.90 |

2022 CLOSED DEALS (I)

| SPAC | New Ticker | Target | Focus | EV, \$M | EV/IPO | Deals Closed | Fri Price, \$ |
|---|------------|----------------------|-------------------------------|---------|--------|--------------|---------------|
| Chardan NexTech Acquisition 2 Corp. | DFLI | Dragonfly Energy | Automotive, US | 501 | 3.9x | 7-Oct | 7.50 |
| Northern Lights Acquisition Corp. | SHFS | SHF Holdings | Financial, US | 232 | 2.0x | 28-Sep | 4.48 |
| Silver Crest Acquisition Corp. | THCH | Tim Hortons China | Food, Asia | 1,790 | 5.2x | 28-Sep | 4.30 |
| AEA-Bridges Impact Corp. | LVWR | LiveWire | Automotive, Global | 1,765 | 4.4x | 27-Sep | 7.44 |
| Ventoux CCM Acquisition Corp. | PRST | Presto | Travel & Hospitality, US | 815 | 4.7x | 21-Sep | 2.06 |
| CF Acquisition Corp. VI | RUM | Rumble | Media & Entertainment, Global | 2,231 | 7.4x | 16-Sep | 9.30 |
| Delwinds Insurance Acquisition Corp. | FO XO | Foxo Technologies | Technology, US | 369 | 1.8x | 16-Sep | 1.23 |
| Golden Path Acquisition Corporation | HOLO | MC Hologram Inc. | Technology, Asia | 450 | 7.8x | 16-Sep | 2.58 |
| Kensington Capital Acquisition Corp. IV | AMPX | Amprius Technologies | Automotive, US | 939 | 4.1x | 14-Sep | 6.65 |
| CleanTech Acquisition Corp. | KITT | Nauticus Robotics | Technology, USS | 377 | 2.2x | 9-Sep | 4.96 |

2022 CLOSED DEALS (II)

| SPAC | New Ticker | Target | Focus | EV, \$M | EV/IPO | Deals Closed | Fri Price, \$ |
|--|------------|----------------------|--------------------|---------|--------|--------------|---------------|
| Software Acquisition Group Inc. III | NOGN | Nogin | Technology, Global | 658 | 2.8x | 29-Aug | 1.06 |
| Riverview Acquisition Corp. | WEST | Westrock Coffee | Food, Global | 1,085 | 4.3x | 29-Aug | 9.84 |
| Social Capital Suvretta Holdings Corp. I | AKLI | Akili Interactive | Healthcare, US | 906 | 3.6x | 19-Aug | 2.23 |
| Founder SPAC | RBT | Rubicon Technologies | Technology, Global | 1,697 | 5.3x | 15-Aug | 1.35 |
| CHW Acquisition Corporation | PET | Wag Labs | Consumer, US | 354 | 2.8x | 9-Aug | 2.92 |
| DPCM Capital, Inc. | QBTS | D-Wave | Technology, Global | 1,347 | 4.5x | 5-Aug | 6.83 |
| L&F Acquisition Corp. | ZFOX | ZeroFox | Technology, Global | 1,308 | 7.5x | 4-Aug | 4.34 |
| Alpha Capital Acquisition Company | STIX | Semantix | Technology, Global | 713 | 3.1x | 3-Aug | 1.83 |
| Brookline Capital Acquisition Corp. | APGN | Apexigen | Healthcare, US | 287 | 4.9x | 29-Jul | 2.69 |
| Duddell Street Acquisition Corp. | NOTE | FiscalNote | Technology, Global | 1,356 | 7.8x | 29-Jul | 5.07 |

2022 CLOSED DEALS (III)

| SPAC | New Ticker | Target | Focus | EV, \$M | EV/IPO | Deals Closed | Fri Price, \$ |
|--|------------|---------------------|-------------------------------|---------|--------|--------------|---------------|
| Waldencast Acquisition Corp. | WALD | Waldencast | Consumer, Global | 1,240 | 3.6x | 27-Jul | 8.02 |
| CC Neuberger Principal Holdings II | GETY | Getty Images | Media & Entertainment, Global | 4,800 | 5.8x | 22-Jul | 5.58 |
| ArcLight Clean Transition Corp. II | OPAL | OPAL Fuels | Energy, US | 1,750 | 5.6x | 21-Jul | 6.99 |
| B. Riley Principal 150 Merger Corp. | FAZE | FaZe Clan | Media & Entertainment, Global | 713 | 4.1x | 19-Jul | 4.67 |
| ITHAX Acquisition Corp. | MOND | Mondee | Travel & Hospitality, Global | 838 | 3.5x | 18-Jul | 8.05 |
| Global SPAC Partners Co. | GRRR | Gorilla Technology | Technology, Global | 720 | 4.3x | 13-Jul | 11.18 |
| Social Capital Suvretta Holdings Corp. III | PROK | ProKidney | Healthcare, Global | 1,835 | 7.3x | 11-Jul | 9.91 |
| Agrico Acquisition Corp. | KAL | Kalera | Food, Global | 222 | 1.5x | 28-Jun | 0.72 |
| Gores Guggenheim, Inc. | PSNY | Polestar | Automotive, Global | 20,000 | 25.0x | 23-Jun | 4.78 |
| EJF Acquisition Corp. | PGY | Pagaya Technologies | Financial, Global | 8,500 | 29.6x | 22-Jun | 1.34 |

2022 CLOSED DEALS (IV)

| SPAC | New Ticker | Target | Focus | EV, \$M | EV/IPO | Deals Closed | Fri Price, \$ |
|--------------------------------------|------------|---|------------------------------|---------|--------|--------------|---------------|
| Virgin Group Acquisition Corp. II | GROV | Grove Collaborative | Consumer, US | 1,505 | 3.7x | 16-Jun | 1.57 |
| Oaktree Acquisition Corp. II | ALVO | Alvotech | Healthcare, Global | 2,250 | 9.0x | 15-Jun | 6.91 |
| Tuatara Capital Acquisition Corp | SBIG | springbig | Cannabis, US | 300 | 1.5x | 14-Jun | 1.02 |
| Globis Acquisition Corp. | AFRI | Forafric | Food, Global | 300 | 2.6x | 9-Jun | 10.74 |
| Dynamics Special Purpose Corp. | SNTI | Senti Bio | Healthcare, US | 276 | 1.2x | 8-Jun | 3.27 |
| SVF Investment Corp. 3 | SYM | Symbotic | Industrial, Global | 4,752 | 14.9x | 7-Jun | 13.50 |
| Apollo Strategic Growth Capital | GBTG | American Express Global Business Travel | Travel & Hospitality, Global | 4,947 | 6.1x | 27-May | 5.49 |
| Haymaker Acquisition Corp. III | BTMD | BioTE Holdings | Healthcare, US | 667 | 2.1x | 26-May | 4.60 |
| Lionheart Acquisition Corporation II | MSPR | MSP Recovery | Healthcare, US | 32,600 | 141.7x | 23-May | 1.16 |
| OTR Acquisition Corp. | CMRA | Comera Life Sciences | Healthcare, US | 151 | 1.4x | 19-May | 1.58 |

2022 CLOSED DEALS (V)

| SPAC | New Ticker | Target | Focus | EV, \$M | EV/IPO | Deals Closed | Fri Price, \$ |
|-------------------------------------|------------|-----------------------------|--------------------|---------|--------|--------------|---------------|
| Artisan Acquisition Corp. | PRE | Prenetics | Healthcare, Global | 1,254 | 3.7x | 17-May | 3.61 |
| Zanite Acquisition Corp. | EVEX | Eve | Automotive, US | 2,394 | 10.3x | 9-May | 7.99 |
| Spring Valley Acquisition Corp. | SMR | NuScale Power | Energy, Global | 1,895 | 8.2x | 2-May | 11.04 |
| TradeUP Global Corporation | SAI | SAITECH | Financial, Global | 183 | 4.1x | 29-Apr | 3.41 |
| Archimedes Tech SPAC Partners Co. | SOUN | SoundHound | Technology, Global | 2,067 | 15.5x | 27-Apr | 3.93 |
| Helix Acquisition Corp. | MLTX | MoonLake Immunotherapeutics | Healthcare, Europe | 360 | 3.1x | 5-Apr | 8.80 |
| Poema Global Holdings Corp. | GGR | Gogoro | Automotive, Global | 2,350 | 6.8x | 4-Apr | 3.01 |
| Queen's Gambit Growth Capital | SWVL | Swvl | Technology, EEMEA | 1,130 | 3.3x | 31-Mar | 0.56 |
| FirstMark Horizon Acquisition Corp. | STRY | Starry | Technology, US | 1,656 | 4.0x | 28-Mar | 1.26 |
| Tailwind Two Acquisition Corp. | LLAP | Terran Orbital Corporation | Technology, Global | 1,577 | 4.6x | 25-Mar | 2.03 |

2022 CLOSED DEALS (VI)

| SPAC | New Ticker | Target | Focus | EV, \$M | EV/IPO | Deals Closed | Fri Price, \$ |
|---|------------|----------------------------|------------------------------|---------|--------|--------------|---------------|
| Motive Capital Corp | FRGE | Forge Global | Financial, Global | 1,609 | 3.9x | 21-Mar | 1.45 |
| Bridgetown 2 Holdings Ltd | PGRU | PropertyGuru | Real Estate, Asia | 1,350 | 4.5x | 17-Mar | 4.52 |
| Spartan Acquisition Corp. III | ALLG | Allego | Automotive, Europe | 2,650 | 4.8x | 17-Mar | 3.68 |
| Healthcare Capital Corp. | DRTS | Alpha Tau | Healthcare, Global | 660 | 2.4x | 7-Mar | 4.62 |
| Supernova Partners Acquisition Company II, Ltd. | RGTI | Rigetti Computing | Technology, US | 1,152 | 3.3x | 2-Mar | 1.61 |
| Roth CH Acquisition III Co. | QTEK | QualTek | Technology, US | 828 | 7.2x | 14-Feb | 1.77 |
| Thayer Ventures Acquisition Corporation | ISPO | Inspirato | Travel & Hospitality, Global | 1,052 | 6.0x | 11-Feb | 2.10 |
| Novus Capital Corp II | NRGV | Energy Vault | Energy, Global | 1,133 | 3.9x | 11-Feb | 4.67 |
| Growth Capital Acquisition Corp. | CPTN | Cepton | Automotive, Global | 1,566 | 9.1x | 10-Feb | 2.55 |
| SilverBox Engaged Merger Corp I | BRCC | Black Rifle Coffee Company | Food, US | 1,711 | 5.0x | 9-Feb | 6.47 |

2022 CLOSED DEALS (VII)

| SPAC | New Ticker | Target | Focus | EV, \$M | EV/IPO | Deals Closed | Fri Price, \$ |
|--|------------|------------------------|-------------------------------|---------|--------|--------------|---------------|
| CITIC Capital Acquisition Corp. | QNGY | Quanergy Systems | Automotive, Global | 1,079 | 3.9x | 8-Feb | 1.78 |
| Merida Merger Corp. I | LFLY | Leafly | Cannabis, US | 388 | 3.0x | 4-Feb | 0.65 |
| ECP Environmental Growth Opportunities Corp. | FSRD | Fast Radius | Technology, US | 995 | 2.9x | 4-Feb | 0.43 |
| Ivanhoe Capital Acquisition Corp. | SES | SES | Automotive, Global | 2,709 | 9.8x | 3-Feb | 5.50 |
| Vistas Media Acquisition Company Inc. | ANGH | Anghami | Media & Entertainment, EEMEA | 225 | 2.3x | 3-Feb | 2.34 |
| Environmental Impact Acquisition Corp. | GRNA | GreenLight Biosciences | Healthcare, US | 1,230 | 5.9x | 2-Feb | 2.04 |
| Sports Entertainment Acquisition Corp. | SGHC | Super Group | Media & Entertainment, Global | 4,640 | 10.3x | 27-Jan | 4.08 |
| Trebia Acquisition Corp. | SST | System1 | Technology, US | 1,435 | 2.8x | 27-Jan | 6.06 |
| Yellowstone Acquisition Company | SKYH | Sky Harbour | Real Estate, US | 503 | 3.6x | 25-Jan | 3.00 |
| CF Acquisition Corp. V | SATL | Satellogic | Technology, Global | 850 | 3.4x | 25-Jan | 4.85 |

2022 CLOSED DEALS (VIII)

| SPAC | New Ticker | Target | Focus | EV, \$M | EV/IPO | Deals Closed | Fri Price, \$ |
|--|------------|------------------------|---------------------|---------|--------|--------------|---------------|
| Power & Digital Infrastructure Acquisition Corp. | CORZ | Core Scientific | Technology, US | 4,300 | 12.5x | 20-Jan | 1.11 |
| Gores Metropoulos II, Inc. | SOND | Sonder | Real Estate, Global | 1,925 | 4.3x | 18-Jan | 2.02 |
| Decarbonization Plus Acquisition Corporation II | DCFC | Tritium | Automotive, Global | 1,444 | 3.6x | 13-Jan | 2.63 |
| Capstar Special Purpose Acquisition Corp. | GLS | Gelesis | Healthcare, Global | 964 | 3.5x | 13-Jan | 0.90 |
| Petra Acquisition, Inc. | REVB | Revelation Biosciences | Healthcare, US | 128 | 1.7x | 10-Jan | 0.24 |
| VPC Impact Acquisition Holdings III | DAVE | Dave | Financial, US | 3,563 | 14.0x | 5-Jan | 0.36 |

SPAC LIQUIDATIONS IN 2022 (I)

| SPAC | Ticker | IPO Size, \$M | IPO Unit | Focus | Sponsor(s) | IPO Date | Liquidation Date |
|---|--------|------------------|----------|--------------------|---|-------------|------------------|
| Social Capital Hedosophia Holdings Corp. VI | IPOF | 1,150 | S+W/4 | Technology, Global | Social Capital, Hedosophia | 9-Oct-2020 | 14-Oct-2022 |
| Social Capital Hedosophia Holdings Corp. IV | IPOD | 460 | S+W/4 | Technology, Global | Social Capital, Hedosophia | 9-Oct-2020 | 14-Oct-2022 |
| TPG Pace Beneficial Finance Corp. | TPGY | 350 | S+W/5 | General, Global | TPG Global | 7-Oct-2020 | 9-Oct-2022 |
| Vy Global Growth | VYGG | 575 | S+W/5 | Technology, Global | Vy Capital Management, Moore Capital Management | 2-Oct-2020 | 6-Oct-2022 |
| Atlantic Avenue Acquisition Corp | ASAQ | 250 | S+W/2 | General, Global | MC Credit Partners | 2-Oct-2020 | 6-Oct-2022 |
| Recharge Acquisition Corp. | RCHG | 200 | S+W/2 | General, Global | 1 st time SPAC team | 1-Oct-2020 | 5-Oct-2022 |
| North Mountain Merger Corp. | NMMC | 132 | S+W/2 | Financial, Global | Millais Limited | 18-Sep-2020 | 30-Sep-2022 |
| Equity Distribution Acquisition Corp. | EQD | 414 | S+W/3 | Industrial, US | Equity Group Investments | 16-Sep-2020 | 19-Sep-2022 |
| Mudrick Capital Acquisition Corporation II | MUDS | 316 | S+W/2 | General, Global | Mudrick Capital Management | 8-Dec-2020 | 12-Sep-2022 |
| E.Merge Technology Acquisition Corp. | ETAC | 600 | S+W/3 | Technology, Global | 1 st time SPAC team | 31-Jul-2020 | 2-Sep-2022 |

SPAC LIQUIDATIONS IN 2022 (II)

| SPAC | Ticker | IPO Size, \$M | IPO Unit | Focus | Sponsor(s) | IPO Date | Liquidation Date |
|--|--------|---------------|----------|-------------------------------|--------------------------------------|-------------|------------------|
| Warrior Technologies Acquisition Company | WARR | 276 | S+W/2 | General, Global | 1 st time SPAC team | 26-Feb-2021 | 2-Sep-2022 |
| Ackrell SPAC Partners I Co | ACKIT | 138 | SU+W/2 | Consumer, Global | Ackrell Capital | 21-Dec-2020 | 31-Aug-2022 |
| Isleworth Healthcare Acquisition Corp. | ISLE | 207 | S+W/2 | Healthcare, Global | 1 st time SPAC team | 25-Feb-2021 | 29-Aug-2022 |
| RedBall Acquisition Corp. | RBAC | 575 | S+W/3 | Media & Entertainment, Global | Redbird Capital Partners | 13-Aug-2020 | 17-Aug-2022 |
| GO Acquisition Corp. | GOAC | 575 | S+W/3 | Travel & Hospitality, Global | TOMS Capital | 5-Aug-2020 | 17-Aug-2022 |
| Ribbit LEAP, Ltd. | LEAP | 403 | S+W/5 | Financial, Global | Ribbit Capital | 9-Sep-2020 | 15-Aug-2022 |
| SCVX Corp. | SCVX | 230 | S+W/2 | Technology, Global | Strategic Cyber Ventures, Hudson Bay | 24-Jan-2020 | 11-Aug-2022 |
| Pershing Square Tontine Holdings, Ltd. | PSTH | 4,000 | S+W/3 | General, Global | Pershing Square Capital Management | 22-Jul-2020 | 26-Jul-2022 |
| Global Synergy Acquisition Corp. | GSAQ | 259 | S+W/2 | Technology, Global | Everstone Capital | 8-Jan-2021 | 26-Jul-2022 |
| G3 VRM Acquisition Corp. | GGGV | 106 | S+R | Technology, Global | G2 Capital Advisors, VerifyMe Inc. | 7-Jul-2021 | 6-Jul-2022 |

SPAC LIQUIDATIONS IN 2022 (III)

| SPAC | Ticker | IPO Size, \$M | IPO Unit | Focus | Sponsor(s) | IPO Date | Liquidation Date |
|---|--------|---------------|----------|--------------------|--------------------------------|-------------|------------------|
| Trepont Acquisition Corp I | TACA | 230 | S+W/2 | Technology, Global | 1 st time SPAC team | 2-Dec-2021 | 10-Jun-2022 |
| Cascade Acquisition Corp. | CAS | 230 | S+W/2 | Financial, Global | Waterfall Asset Management | 20-Nov-2020 | 8-Jun-2022 |
| Omnichannel Acquisition Corp. | OCA | 207 | S+W/2 | Consumer, US | 1 st time SPAC team | 20-Nov-2020 | 1-Jun-2022 |
| Mallard Acquisition Corp. | MACU | 110 | S+W | Industrial, Global | 1 st time SPAC team | 27-Oct-2020 | 29-Apr-2022 |
| CHP Merger | CHPM | 300 | S+W/2 | Healthcare, US | Concord Health Partners | 22-Nov-2019 | 26-Apr-2022 |
| Alberton Acquisition Corporation | ALAC | 115 | S+W+R | General, Global | 1 st time SPAC team | 24-Oct-2018 | 26-Apr-2022 |
| Burgundy Technology Acquisition Corporation | BTAQ | 345 | S+W/2 | Technology, Global | 1 st time SPAC team | 27-Aug-2020 | 1-Mar-2022 |

IPO UNDERWRITERS: LEAGUE TABLE YTD

| Rank by Vol Sold | Underwriters | Bookrunner Volume, \$M ¹ | % Share | Bookrunner Count | % Share |
|------------------|----------------------|-------------------------------------|---------|------------------|---------|
| 1 | EF Hutton | 1,733 | 13.2% | 19 | 19.6% |
| 2 | Cantor Fitzgerald | 1,549 | 11.8% | 6 | 6.2% |
| 3 | Citigroup | 1,223 | 9.3% | 6 | 5.2% |
| 4 | Maxim | 777 | 5.9% | 7 | 6.2% |
| 5 | Goldman Sachs | 638 | 4.9% | 2 | 2.1% |
| 6 | BTIG | 583 | 4.4% | 4 | 4.1% |
| 7 | Chardan | 511 | 3.9% | 6 | 3.1% |
| 8 | JP Morgan | 474 | 3.6% | 3 | 2.1% |
| 9 | Deutsche Bank | 472 | 3.6% | 2 | 2.1% |
| 10 | RBC Capital Markets | 460 | 3.5% | 2 | 5.2% |
| 11 | I-Bankers Securities | 403 | 3.1% | 3 | 3.1% |
| 12 | A.G.P | 391 | 3.0% | 3 | 3.1% |
| 13 | EarlyBirdCapital | 388 | 3.0% | 5 | 5.2% |
| 14 | UBS | 345 | 2.6% | 2 | 2.1% |
| 15 | Oppenheimer | 316 | 2.4% | 1 | 1.0% |
| 16 | BofA Securities | 291 | 2.2% | 3 | 3.1% |
| 17 | Credit Suisse | 259 | 2.0% | 1 | 1.0% |
| 18 | Moelis | 240 | 1.8% | 2 | 2.1% |
| 19 | Ladenburg Thalmann | 237 | 1.8% | 3 | 3.1% |
| 20 | SVB Securities | 220 | 1.7% | 1 | 1.0% |

1. Credit for Bookrunner Volume is awarded to the sole bookrunner or split equally among joint bookrunners